



straightvisions

SV WooCommerce Order Export – Documentation

This documentation will help you to unleash the full functionality of SV WooCommerce Order Export Plugin.

Download this document as PDF

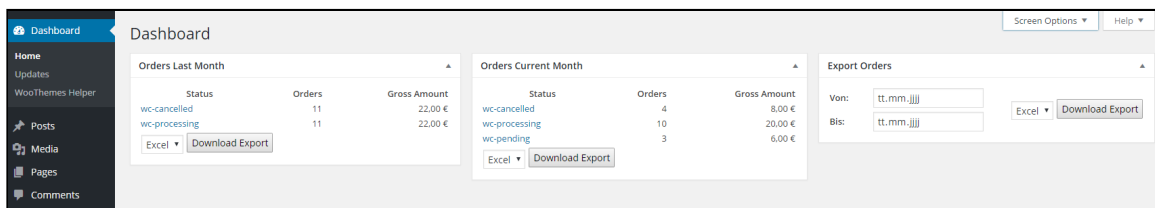
Compatibility

- ✓ PHP 5.5+, PHP 7
- ✓ WordPress 4.3+
- ✓ WooCommerce 2.3+
- ✓ WC Subscriptions 2+
- ✓ WC Germanized 1.5+

Quick Start

Dashboard Widgets

After installing and activating the plugin in WordPress, the Order export is ready to use. You'll find 3 new Dashboard Widgets:



Dashboard Widgets

Just select export format (Excel, CSV, XML, JSON) and click on Download Export.

Settings

Global Settings & Filters

You may want to set whether a column in export file is either visible, hidden or based on user choice. This can be set via Global settings. Additionally, you can active/deactivate filters here. See "Custom Filters" section in this documentation to learn how to create your own custom filters. Global settings are available for users with capability "activate_plugins" only (usually WordPress admins).

The screenshot shows the 'Order Export' settings page. On the left, under 'Global Settings', there is a table with columns 'Field ID' and 'Override Field Status'. The 'Override Field Status' column contains 'User Choice' for all listed fields. On the right, under 'Global Filters', there is a table with columns 'Status', 'Name', and 'Filter Effects'. One filter is active, with a checked box in the 'Status' column. The 'Name' column contains the text 'Filter by product author (currently logged in user) v1.0.0 by Matthias Deuter'. The 'Filter Effects' column lists three effects: 'strips orders which do not contain products from this author', 'strips products from other authors', and 'adds a new field: total_filtered'. A fourth effect, 'replaces widget output with filtered output', is also listed.

Field ID	Override Field Status
order_id	User Choice
invoice_id	User Choice
order_date	User Choice
billing_first_name	User Choice
billing_last_name	User Choice
billing_full_name	User Choice
billing_email	User Choice
billing_address_1	User Choice

Status	Name	Filter Effects
<input checked="" type="checkbox"/>	Filter by product author (currently logged in user) v1.0.0 by Matthias Deuter	<ul style="list-style-type: none">strips orders which do not contain products from this authorstrips products from other authorsadds a new field: total_filteredreplaces widget output with filtered output

Global Settings (left), filters (right)

User Settings

Your staff want to further customize export to save time while working. The user settings allow to change sorting via drag&drop, activate or deactivate columns (where allowed by global settings) and giving columns custom names.

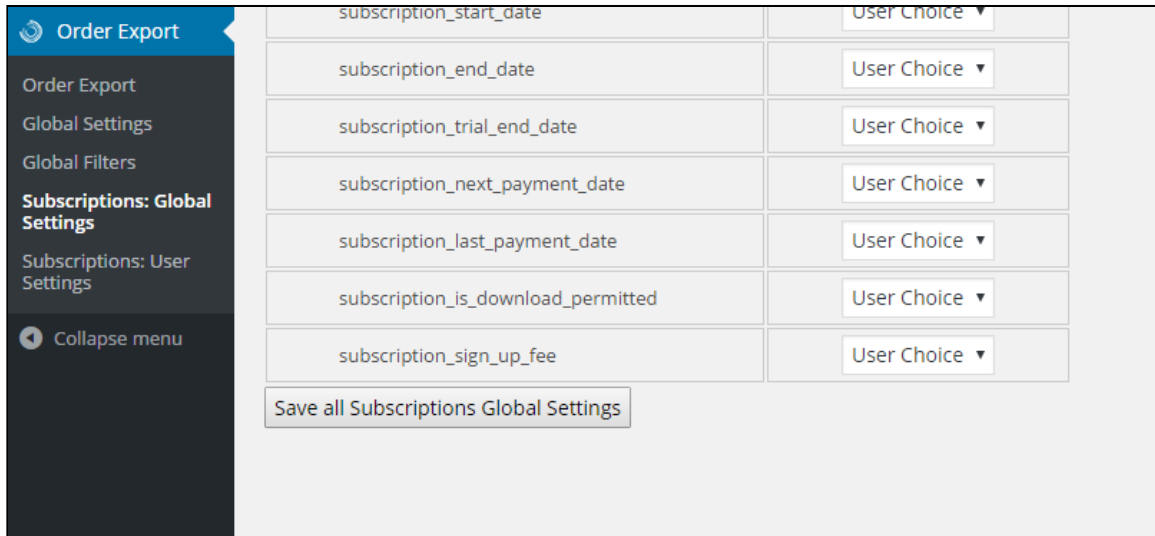
The screenshot shows the 'User Settings' page. It contains a table with three columns: 'Field Index #', 'Activate Field', and 'Custom Label'. The 'Activate Field' column contains checked boxes for all field indices from 0 to 8. The 'Custom Label' column contains the field names: order_id, invoice_id, order_date, billing_first_name, billing_last_name, billing_full_name, billing_email, billing_address_1, and billing_address_2.

Field Index #	Activate Field	Custom Label
0	<input checked="" type="checkbox"/>	order_id
1	<input checked="" type="checkbox"/>	invoice_id
2	<input checked="" type="checkbox"/>	order_date
3	<input checked="" type="checkbox"/>	billing_first_name
4	<input checked="" type="checkbox"/>	billing_last_name
5	<input checked="" type="checkbox"/>	billing_full_name
6	<input checked="" type="checkbox"/>	billing_email
7	<input checked="" type="checkbox"/>	billing_address_1
8	<input checked="" type="checkbox"/>	billing_address_2

Third Party Software Support

WooCommerce Subscriptions

If you have WooCommerce Subscriptions addon by WooThemes installed, you'll notice two new entries in Order Export menu.



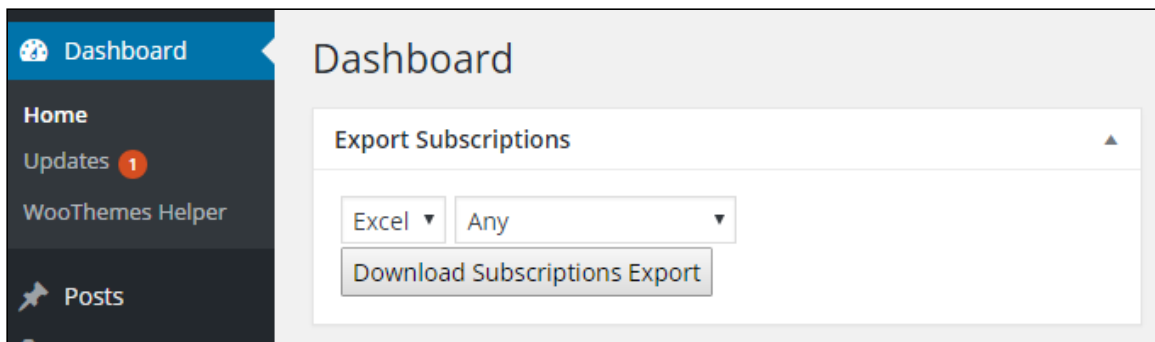
WooCommerce Subscriptions

As convenient as in the basic global- and user-settings, you are able to force-active and force-hide fields globally and sort, rename, show and hide fields on user level.

Field Index #	Activate Field	Custom Label
0	<input checked="" type="checkbox"/>	subscription_id
1	<input checked="" type="checkbox"/>	name
2	<input checked="" type="checkbox"/>	product_id
3	<input checked="" type="checkbox"/>	variation_id
4	<input checked="" type="checkbox"/>	total
5	<input checked="" type="checkbox"/>	tax
6	<input checked="" type="checkbox"/>	has_trial
7	<input checked="" type="checkbox"/>	status
8	<input checked="" type="checkbox"/>	failed_payment_count

WooCommerce Subscriptions User Settings

Exports are available via WordPress' Dashboard Widget as Excel, CSV and JSON. Additionally, you may filter the export by status, e.g. On Hold, Pending or Active.



WooCommerce Subscriptions Dashboard Widget

user role editor

You may want to allow non-admin users to export. This can be achieved by giving a userrole capability

"sv_woocommerce_order_export", e.g. via User Role Editor plugin.

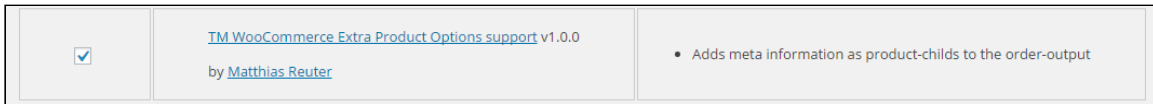
<input type="checkbox"/>	read_shop_order
<input type="checkbox"/>	read_shop_webhook
<input type="checkbox"/>	sv_woocommerce_order_export
<input type="checkbox"/>	ure_create_capabilities
<input type="checkbox"/>	ure create roles

WooCommerce Germanized

If WooCommerce Germanized is installed, the invoice id will be automatically exported within it's own column.

TM WooCommerce Extra Product Options

To include extra product options to export, just activate the filter module in the settings.



WooCommerce Extra Product Options

New export fields will be available will be able to hide, forceshow, sort and rename like the default fields.

31	<input checked="" type="checkbox"/>	items_totals_tax_percen
32	<input checked="" type="checkbox"/>	items_sku
33	<input checked="" type="checkbox"/>	items_link
34	<input checked="" type="checkbox"/>	items_total_sales
35	<input checked="" type="checkbox"/>	order_status
36	<input checked="" type="checkbox"/>	payment_method
37	<input checked="" type="checkbox"/>	download_permissions_
38	<input checked="" type="checkbox"/>	tm_order_id
39	<input checked="" type="checkbox"/>	tm_product_id
40	<input checked="" type="checkbox"/>	tm_variation_id
41	<input checked="" type="checkbox"/>	tm_section_label
42	<input checked="" type="checkbox"/>	tm_name
43	<input checked="" type="checkbox"/>	tm_value
44	<input checked="" type="checkbox"/>	tm_price
45	<input checked="" type="checkbox"/>	tm_quantity

Drag & Drop, Rename

New fields will be available for Excel, CSV and JSON export.

The screenshot shows a portion of an Excel spreadsheet with multiple columns and rows of data. The data appears to be a list of items or orders with various attributes and values.

Excel Output

Customization

Custom Templates

Just copy template files from `/sv_woocommerce_order_export/lib/tpl/` to `YOUR_THEME_DIRECTORY/sv_woocommerce_order_export/tpl/` – it's child theme compatible.

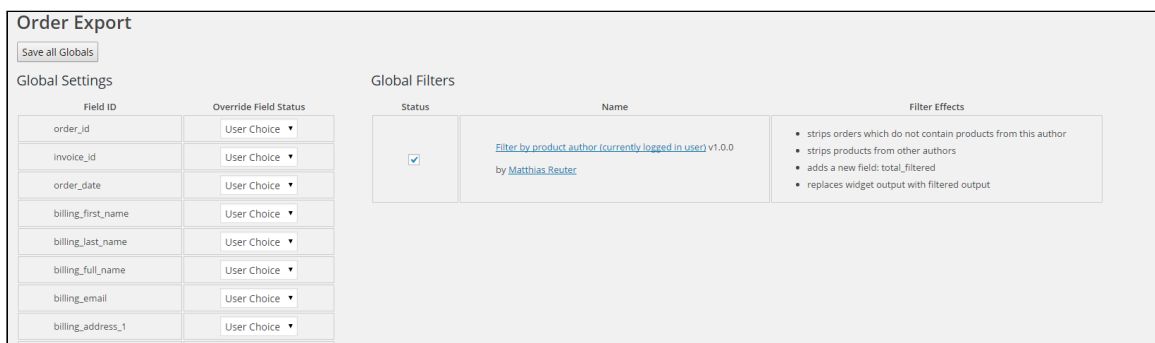
Custom Translations

You may want to add or change a translation and make it update save. We are following the WordPress standard with supporting the WP_LANG_DIR (normally /wp-content/languages/).

- 1 Copy the mo- and po files of an existing translation from `sv_woocommerce_order_export/lib/translate/` to `WP_LANG_DIR/plugins/`.
- 2 Keep the same name for editing an existing language or change the language-code, e.g. from `de_DE` to `fr_FR` to support a new language.
- 3 Open and edit the po-File in PoEdit. Upload both, the po and mo files saved by the editor to the target directory mentioned above.

Custom Filters

You may want to add custom filters to change export or widget output of the plugin. While the plugin supports adding custom filters directly, you may want to hook into the filters list as plugin and let the user decide whether to activate or not.



- 1 copy a filter file from `/sv_woocommerce_order_export/lib/filter/` to `YOUR_THEME_DIRECTORY/sv_woocommerce_order_export/filter/` – it's child theme compatible
- 2 change file to your own unique filter plugin, don't forget to give it a unique class name
- 3 activate filter in plugin settings

Filter Actions

Following the ideals of WordPress, you can **filter** all of the export fields using the following filter actions.

```
Code Snippet add_filter('sv_woocommerce_order_export_filter::order_id',  
    'your_function_changing_order_id');
```

- ✓ `sv_woocommerce_order_export_filter::order_id`
- ✓ `sv_woocommerce_order_export_filter::invoice_id`
- ✓ `sv_woocommerce_order_export_filter::order_date`
- ✓ `sv_woocommerce_order_export_filter::order_status`
- ✓ `sv_woocommerce_order_export_filter::payment_method`
- ✓ `sv_woocommerce_order_export_filter::download_permissions_granted`
- ✓ `sv_woocommerce_order_export_filter::billing_first_name`
- ✓ `sv_woocommerce_order_export_filter::billing_last_name`
- ✓ `sv_woocommerce_order_export_filter::billing_full_name`
- ✓ `sv_woocommerce_order_export_filter::billing_email`
- ✓ `sv_woocommerce_order_export_filter::billing_address_1`
- ✓ `sv_woocommerce_order_export_filter::billing_address_2`
- ✓ `sv_woocommerce_order_export_filter::billing_full_address`
- ✓ `sv_woocommerce_order_export_filter::billing_postcode`
- ✓ `sv_woocommerce_order_export_filter::billing_city`
- ✓ `sv_woocommerce_order_export_filter::billing_country`
- ✓ `sv_woocommerce_order_export_filter::shipping_first_name`
- ✓ `sv_woocommerce_order_export_filter::shipping_last_name`
- ✓ `sv_woocommerce_order_export_filter::shipping_full_name`
- ✓ `sv_woocommerce_order_export_filter::shipping_email`

- ✓ sv_woocommerce_order_export_filter::shipping_address_1
- ✓ sv_woocommerce_order_export_filter::shipping_address_2
- ✓ sv_woocommerce_order_export_filter::shipping_full_address
- ✓ sv_woocommerce_order_export_filter::shipping_postcode
- ✓ sv_woocommerce_order_export_filter::shipping_city
- ✓ sv_woocommerce_order_export_filter::shipping_country
- ✓ sv_woocommerce_order_export_filter::total
- ✓ sv_woocommerce_order_export_filter::total_tax
- ✓ sv_woocommerce_order_export_filter::item_id
- ✓ sv_woocommerce_order_export_filter::items_ids
- ✓ sv_woocommerce_order_export_filter::item_total
- ✓ sv_woocommerce_order_export_filter::items_totals
- ✓ sv_woocommerce_order_export_filter::item_total_tax
- ✓ sv_woocommerce_order_export_filter::items_totals_tax
- ✓ sv_woocommerce_order_export_filter::item_total_tax_percent
- ✓ sv_woocommerce_order_export_filter::items_totals_tax_percent
- ✓ sv_woocommerce_order_export_filter::item_name
- ✓ sv_woocommerce_order_export_filter::items_name
- ✓ sv_woocommerce_order_export_filter::item_meta
- ✓ sv_woocommerce_order_export_filter::items_meta
- ✓ sv_woocommerce_order_export_filter::item_quantity
- ✓ sv_woocommerce_order_export_filter::items_quantity
- ✓ sv_woocommerce_order_export_filter::item_sku

- ✓ sv_woocommerce_order_export_filter::items_sku
- ✓ sv_woocommerce_order_export_filter::item_link
- ✓ sv_woocommerce_order_export_filter::items_link
- ✓ sv_woocommerce_order_export_filter::item_total_sales
- ✓ sv_woocommerce_order_export_filter::items_total_sales

Filters for WooCommerce Subscriptions Exports:

- ✓ sv_woocommerce_order_export_filter::subscription_id
- ✓ sv_woocommerce_order_export_filter::subscription_name
- ✓ sv_woocommerce_order_export_filter::subscription_product_id
- ✓ sv_woocommerce_order_export_filter::subscription_variation_id
- ✓ sv_woocommerce_order_export_filter::subscription_total
- ✓ sv_woocommerce_order_export_filter::subscription_tax
- ✓ sv_woocommerce_order_export_filter::subscription_has_trial
- ✓ sv_woocommerce_order_export_filter::subscription_status
- ✓ sv_woocommerce_order_export_filter::subscription_failed_payment_count
- ✓ sv_woocommerce_order_export_filter::subscription_completed_payment_count
- ✓ sv_woocommerce_order_export_filter::subscription_needs_payment
- ✓ sv_woocommerce_order_export_filter::subscription_start_date
- ✓ sv_woocommerce_order_export_filter::subscription_end_date
- ✓ sv_woocommerce_order_export_filter::subscription_trial_end_date
- ✓ sv_woocommerce_order_export_filter::subscription_next_payment_date

✓ sv_woocommerce_order_export_filter::subscription_last_payment_date

✓

sv_woocommerce_order_export_filter::subscription_is_download_permitted

✓ sv_woocommerce_order_export_filter::subscription_sign_up_fee

Additionally, the following filters are available:

✓ sv_woocommerce_order_export_get_default_export_fields

✓

sv_woocommerce_order_export_get_default_subscriptions_export_fields

✓ sv_woocommerce_order_export_roles